

# NEW ❄️ AIR

PRODUCT  
CATALOGUE 2024



# LOGO DESCRIPTIONS

## Plug types:



NEMA 5- 15P



NEMA 5- 20P



NEMA 6- 20P



NEMA 6- 30P

## Warranties :



1 YEAR WARRANTY ON  
PARTS AND LABOUR



2 YEAR WARRANTY ON  
PARTS AND LABOUR



3 YEAR WARRANTY ON  
PARTS AND LABOUR



5 YEAR WARRANTY ON  
COMPRESSORS

## Eco-Energetic :



NATURAL  
REFRIGERATION

## Temperature :



HEATED  
MERCHANDISER

## Certifications:



OUR PRODUCTS ARE  
INTERTEK ETL TESTED

ENERGY  
PERFORMANCE  
VERIFIED

CONFORMS TO UL STD .471  
CONFORMS TO NSF/ANSI STD.7

CERTIFIED TO CSA STD.C22.2 NO.120

# TABLE OF CONTENTS

## PREMIUM SERIES

### Merchandisers

**5-7** Heated Open Merchandisers

**8-12** Grab n' Go Open Merchandisers

## VISION SERIES

### Merchandisers

**14-17** Glass door merchandiser with canopy

**18-21** Glass door merchandiser without canopy

### Stainless Steel

**23-24** Stainless Refrigerators

**25** Stainless Freezers

**27-29** Undercounters

**31-33** Salad & Sandwich Prep Tables

**34-35** Pizza Prep Tables

**37-38** Refrigerated Chef Bases



**ELEVATE  
YOUR  
STANDARDS**

### Ice Cream Freezers

**40-42** Curved Glass Freezers

**43** Flat Glass Freezers

### Beer Coolers

**45-46** Beverage Dispensers

**47-49** Back bars

### Display Cases

**51** Upright Glass Display Cases

**52-53** Square Glass Display Cases

**54-55** Curved Glass Display Cases

**56-57** Gravity Coil Display Cases

**58** Open Display Cases

### Countertop Display cases

**60** Standard Displays

**61-63** Self-serve Displays

**64** Heated Displays

**65-66** Specialty Displays

# PREMIUM SERIES



Our premium series offers the most top-of-the-line solutions for heated and refrigerated display needs. Built to last, the premium serie is made of the highest quality materials with the utmost care to provide you with only the best of products.

# GRAB N' GO OPEN HEATED MERCHANDISER

Ideal for restaurants, cafés, convenience stores & supermarkets  
Product code: NOM-39-HT



**PREMIUM SERIES**



## FEATURES

Pull-down night curtain

Warm-toned LED lighting on the top of unit and under each shelf

Temperature of each shelf is independently controlled

Front bumper & handle to access control panel

Stainless steel interior and exterior

4 casters and 2 front legs

Temperature range: 65 to 71°C

## NOM-39-HT

**Exterior Unit Dimensions** 39" (w) x 30.5" (d) x 77" (h)

**Interior Dimensions** 38" (w) x 21" (d) x 53" (h)

**Capacity** 439 L & 15.5 CU. FT

**Voltage** 208 V / 60 Hz / 1 PH  
240 V / 60Hz / 1PH

**Amperage** 17.11 A (208 v) 20 A (240 v)

**Plug Type** NEMA 6- 30P

Inside control panel: separate digital temperature controls and light switches in lower drawer



NEMA 6- 30P



# HEATED GRAB N' GO OPEN MERCHANDISER

Ideal for restaurants, cafés, convenience stores & supermarkets

Product code: NOM-40-HT



## FEATURES

Warm-toned LED lighting on the top of unit and under each shelf

Pull-down night curtain

Temperature of each shelf is independently controlled

Digital temperature control & light switches

Black-brushed stainless steel exterior

4 casters and 2 front legs

Temperature range 65 to 71°C

## NOM-40-HT

**Exterior Unit Dimensions** 39.5" (w) x 29" (d) x 78.75" (h)

**Interior Dimensions** 36" (w) x 22.5" (d) x 49" (h)

**Capacity** 388 L & 13.8 CU. FT

**Voltage** 208 V / 60 Hz / 1 PH  
240 V / 60Hz / 1PH

**Amperage** 17.12 A (208v) 20 A (240v)

**Plug Type** NEMA 6- 30P



NEMA 6- 30P

# HEATED GRAB N' GO OPEN MERCHANDISER

Ideal for restaurants, cafés, convenience stores & supermarkets  
Product code : NOM-36-HTS



## FEATURES

Warm-toned LED lighting on the top of unit and under each shelf

Pull-down night curtain

Temperature of each shelf is independently controlled

Black brushed stainless steel exterior

Digital temperature control with separate light switch

4 casters and 2 front legs

Temperature range 65 to 71°C

## NOM-36-HTS

Exterior Unit Dimensions 36" (w) x 35" (d) x 53.5" (h)

Interior Dimensions 33.5" (w) x 23" (d) x 28" (h)

Capacity 171 L & 6.04 CU. FT

Voltage 208 V / 60 Hz / 1 PH  
240 V / 60Hz / 1PH

Amperage 13.70 A (208v) 15.83 A (240v)

Plug Type NEMA 6- 30P



NEMA 6- 30P



PREMIUM SERIES

# GRAB N' GO VERTICAL OPEN MERCHANDISERS

Ideal for restaurants, cafés, convenience stores & supermarkets  
Product Code: NOM-40-S



## FEATURES

Pull-down night curtain

Cool tone LED lighting on the top of unit and under each shelf

Stainless-steel black-brushed exterior

4 adjustable shelves

Double tempered glass

Front-facing condenser with easy-to-clean filter


Price tag channel

Digital Temperature Controls and on/off switch

Temperature range 2 to 5°C



Drain pan heating element for condensation evaporation



# GRAB N' GO VERTICAL OPEN MERCHANDISERS



## NOM-40-S

Exterior Unit Dimensions 39.5" (w) x 30.25" (d) x 78.75" (h)

Interior Dimensions 36" (w) x 22" (d) x 48" (h)

Capacity 510 L & 18 CU. FT

Voltage 115 V / 60 Hz

Amperage / Plug Type 14 A / NEMA 5- 20P



## NOM-52-S

Exterior Unit Dimensions 51.25" (w) x 30.25" (d) x 78.75" (h)

Interior Dimensions 48" (w) x 22" (d) x 48" (h)

Capacity 677 L & 23.9 CU. FT

Voltage 115 V / 60 Hz

Amperage / Plug Type 14 A / NEMA 5- 20P



## NOM-59-S

Exterior Unit Dimensions 59.25" (w) x 33.25" (d) x 78.75" (h)

Interior Dimensions 54.5" (w) x 23.5" (d) x 48" (h)

Capacity 768 L & 27.1 CU. FT

Voltage 208 V - 230 V / 60 Hz / 1 PH

Amperage / Plug Type 12.6 A / NEMA 6- 20P



## NOM-71-S

Exterior Unit Dimensions 71" (w) x 33.25" (d) x 78.75" (h)

Interior Dimensions 65" (w) x 23.5" (d) x 48" (h)

Capacity 872 L & 30.8 CU. FT

Voltage 208 V - 230 V / 60 Hz / 1 PH

Amperage / Plug Type 12.6 A / NEMA 6- 20P



**PREMIUM SERIES**

# GRAB N' GO MEDIUM PROFILE OPEN MERCHANDISERS

Ideal for restaurants, cafés, convenience stores & supermarkets  
 Product code: NOM-36-CDS



## FEATURES

Pull-down night curtain

Cool tone LED lighting on the top of unit and under each shelf

2 adjustable shelves, height and angle

Double tempered glass

Stainless-steel black-brushed exterior

Front-facing condenser with easy-to-clean filter

Price tag channel

Digital temperature control with separate light switch

Drain pan heating element for condensation evaporation

Temperature Range 2 to 5°C

## NOM-36-CDS

Exterior Unit Dimensions 35.5" (w) x 35.75" (d) x 53.5" (h)

Interior Dimensions 33.5" (w) x 23" (d) x 28" (h)

Capacity 191 L & 6.74 CU. FT

Voltage 115 V / 60 Hz

Amperage / Plug Type 8.5 A / NEMA 5- 15P

## NOM-48-CDS

Exterior Unit Dimensions 47.25" (w) x 35.75" (d) x 53.5" (h)

Interior Dimensions 42.5" (w) x 23" (d) x 28" (h)



Capacity 258 L & 9.11 CU. FT

Voltage 115 V / 60 Hz / 1PH

Amperage / Plug Type 8.5 A / NEMA 5- 15P



Drain pan heating element for condensation evaporation



# GRAB N' GO LOW PROFILE OPEN MERCHANDISERS

Ideal for restaurants, cafés, convenience stores & supermarkets  
Product code: NOM-36-LSB



**PREMIUM SERIES**

## FEATURES

Pull-down night curtain

Double Tempered glass

4 staging shelves

Stainless-steel black-brushed exterior

Cool-toned LED lighting

Front-facing condenser with easy-to-clean filter

Digital temperature control with separate light switch

Temperature Range 2 to 5°C



Drain pan heating element for condensation evaporation

## NOM-36-LSB

**Exterior Unit Dimensions** 35.5" (w) x 35.75" (d) x 41.5" (h)

**Interior Dimensions** 32.25" (w) x 28" (d) x 16" (h)

**Capacity** 144 L & 5.08 CU. FT

**Voltage** 115 V / 60 Hz

**Amperage / Plug Type** 7.8 A / NEMA 5- 15P

## NOM-52-LSB


**Exterior Unit Dimensions** 51.25" (w) x 35.75" (d) x 41.5" (h)

**Interior Dimensions** 49" (w) x 23" (d) x 16" (h)

**Capacity** 215 L & 7.59 CU. FT

**Voltage** 115 V / 60 Hz / 1PH

**Amperage / Plug Type** 8.5 A / NEMA 5- 15P



# DUAL SERVICE COMBINATION DISPLAY CASES & MERCHANDISERS

Ideal for restaurants, bakeries, convenience stores & supermarkets  
Product code: NCC-48-SS



## FEATURES

Grab N' Go merchandiser (bottom section)

3 separate temperature zones

Anti-fog glass with curve detail

Rear sliding doors

Standard night curtain

Dixell digital temperature control

Mirrored-stainless steel interior

LED lighting on top of the bottom display section

Drain pan heating element for condensation evaporation

Temperature range 2 to 5°C

## NCC-36-SS

**Exterior Unit Dimensions** 36" (w) x 32" (d) x 59" (h)

**Interior Dimensions** Top left / right: 15.5" (w) x 13" (d) x 18" (h)  
Bottom: 32.5" (w) x 21" (d) x 13" (h)

**Capacity** 354 L & 12.5 CU. FT

**Voltage** 115 V / 60 Hz

**Amperage / Plug Type** 7.8 A / NEMA 5- 15P

## NCC-48-SS

**Exterior Unit Dimensions** 47.5" (w) x 32" (d) x 59" (h)

**Interior Dimensions** Top left / right: 21.5" (w) x 13" (d) x 18" (h)  
Bottom: 44" (w) x 21" (d) x 13" (h)

**Capacity** 483 L & 17.06 CU. FT

**Voltage** 115 V / 60 Hz

**Amperage / Plug Type** 7.8 A / NEMA 5- 15P



# GLASS DOOR MERCHANDISERS



# GLASS DOOR MERCHANDISERS WITH CANOPY

Ideal for convenience stores, front of house, grocery stores, restaurants & cafés

Product code: NGR-48 -S



## FEATURES

Exterior LED sign light and interior lighting

Double pane tempered glass

Heavy duty adjustable shelving

Auto-closing double doors with stay-open feature

More efficient evaporator motor and condenser

Casters (with front brakes)

Temperature range 0 to 10°C

## NGR-48-S

Exterior Unit Dimensions 47.2" (w) x 25.4" (d) x 76.9" (h)

Interior Dimensions 43.7" (w) x 23.4" (d) x 60.4" (h)

Capacity 1073 L & 38 CU. FT

Voltage 110 V / 60 Hz

Amperage / Plug Type 7.0 A / NEMA 5- 15P

## OPTIONAL FEATURES



# GLASS DOOR MERCHANDISERS WITH CANOPY



## NGR-036-H

### Exterior Unit Dimensions

24" (w) x 24" (d) x 77.75" (h)

### Interior Dimensions

20" (w) x 18" (d) x 48" (h)

### Capacity

370 L & 13 CU. FT

### Voltage

115 V / 60 Hz

### Amperage / Plug Type

1.8 A / NEMA 5- 15P



## NGR-40-S

### Exterior Unit Dimensions

39.5" (w) x 29.25" (d) x 80.25" (h)

### Interior Dimensions

36" (w) x 21" (d) x 54" (h)

### Capacity

772 L & 27.25 CU. FT

### Voltage

115 V / 60 Hz

### Amperage / Plug Type

3.8 A / NEMA 5- 15P



## NGR-115-S

### Exterior Unit Dimensions

54.25" (w) x 31.5" (d) x 78.5" (h)

### Interior Dimensions

49.5" (w) x 26.75" (d) x 59" (h)

### Capacity

1150 L & 40.6 CU. FT

### Voltage

115 V / 60 Hz

### Amperage / Plug Type

8.0 A / NEMA 5- 15P



## NGR-182-H

### Exterior Unit Dimensions

78" (w) x 33" (d) x 80.4" (h)

### Interior Dimensions

73.25" (w) x 31.9" (d) x 78.5" (h)

### Capacity

1953 L & 69 CU. FT

### Voltage

115 V / 60 Hz

### Amperage / Plug Type

8.0 A / NEMA 5- 15P

AVAILABLE WITH LEFT HINGE! (NGR-036L-H)

# FREEZER MERCHANDISER WITH CANOPY

Ideal for convenience stores, front of house, grocery stores, restaurants & cafés

Product code: NGF-122-H



## FEATURES

Exterior LED sign light and interior lighting

Heavy duty adjustable shelving

Triple pane tempered glass


Casters (with front brakes)

On/Off switch at the front

Self-closing doors

Temperature range: -10 to -22 °C

## OPTIONAL FEATURES



# FREEZER MERCHANDISER WITH CANOPY



## NGF-054-H

**Exterior Unit Dimensions**  
27.25" (w) x 33" (d) x 78.5" (h)

**Interior Dimensions**  
22" (w) x 25.5" (d) x 48" (h)

**Capacity**  
486 L & 17 CU. FT

**Voltage**  
115 V / 60 Hz

**Amperage / Plug Type**  
7.0 A / NEMA 5- 15P



## NGF-122-H

**Exterior Unit Dimensions**  
54.25" (w) x 33.75" (d) x 78.5" (h)

**Interior Dimensions**  
49.5" (w) x 25.5" (d) x 48" (h)

**Capacity**  
1073 L & 38 CU. FT

**Voltage**  
115 V / 60 Hz

**Amperage / Plug Type**  
12.5 A / NEMA 5- 15P



## NGF-182-H

**Exterior Unit Dimensions**  
78.25" (w) x 33" (d) x 78.5" (h)

**Interior Dimensions**  
73.25" (w) x 25.5" (d) x 48" (h)

**Capacity**  
1750 L & 61.8 CU. FT

**Voltage**  
115 V / 60 Hz

**Amperage / Plug Type**  
15.9 A / NEMA 5- 20P

# GLASS DOOR MERCHANDISERS WITHOUT CANOPY

Ideal for convenience stores, front of house, grocery stores, restaurants & cafés  
Product Code: NGR-49-HB



## FEATURES

Built-in motor and slim door frames for maximum storage space & product display

Carel digital controller and LED display

Double-pane single low-e tempered glass

Black interior and exterior

Patented “i-light”  
for brighter, anti-glare interior lighting

Casters & rear stoppers

Aluminum frame with stainless steel interior & base


Self-closing doors with locks

Adjustable shelving

Refrigerator temperature range: 2 to 10°C

Freezer temperature range: -22 to -18°C

## OPTIONAL FEATURES



# GLASS DOOR MERCHANDISERS WITHOUT CANOPY



## NGR-17-77H

### Exterior Unit Dimensions

16.5" (w) x 20.75" (d) x 77.25" (h)

### Interior Dimensions

13.5" (w) x 16.25" (d) x 61.25" (h)

### Capacity

217 L & 7.6 CU. FT

### Voltage

110 V / 60 Hz

### Amperage / Plug Type

2 A / NEMA 5- 15P



## NGR-21-62H

### Exterior Unit Dimensions

21" (w) x 20.75" (d) x 62.25" (h)

### Interior Dimensions

18" (w) x 16.25" (d) x 46.25" (h)

### Capacity

217 L & 7.6 CU. FT

### Voltage

110 V / 60 Hz

### Amperage / Plug Type

2 A / NEMA 5- 15P



## NGR-23-71H

### Exterior Unit Dimensions

22.75" (w) x 20.75" (d) x 71.25" (h)

### Interior Dimensions

19.5" (w) x 16.25" (d) x 55.25" (h)

### Capacity

285 L & 8.12 CU. FT

### Voltage

110 V / 60 Hz

### Amperage / Plug Type

2 A / NEMA 5- 15P

# GLASS DOOR MERCHANDISERS **WITHOUT CANOPY**



## **NGR-30-HB**

### Exterior Unit Dimensions

29.5" (w) x 30" (d) x 80.25" (h)

### Interior Dimensions

25" (w) x 22.75" (d) x 60.75" (h)

### Capacity

560 L & 20 CU. FT

### Voltage

115 V / 60 Hz

### Amperage / Plug Type

6.75 A / NEMA 5- 15P

## **NGR-49-HB**

### Exterior Unit Dimensions

49.25" (w) x 30" (d) x 80.25" (h)

### Interior Dimensions

45.75" (w) x 23.5" (d) x 61.75" (h)

### Capacity

809 L & 38 CU. FT

### Voltage

115 V / 60 Hz

### Amperage / Plug Type

7.4 A / NEMA 5- 15P

## **NGR-74-HB**

### Exterior Unit Dimensions

74" (w) x 30" (d) x 80.25" (h)

### Interior Dimensions

45.75" (w) x 23.5" (d) x 61.75" (h)

### Capacity

1246 L & 44 CU. FT

### Voltage

115 V / 60 Hz

### Amperage / Plug Type

7.4 A / NEMA 5- 15P

# GLASS DOOR FREEZER WITHOUT CANOPY



## NGF-30-HB

Exterior Unit Dimensions	29.5" (w) x 30" (d) x 80.25" (h)
Interior Dimensions	25" (w) x 22.75" (d) x 60.5" (h)
Capacity	560 L & 20 CU. FT
Voltage	115 V / 60 Hz
Amperage / Plug Type	6.75 A / NEMA 5- 15P



## NGF-49-HB

Exterior Unit Dimensions	49.5" (w) x 30" (d) x 80.25" (h)
Interior Dimensions	44.75" (w) x 22.75" (d) x 60.5" (h)
Capacity	702 L & 24.8 CU. FT
Voltage	115 V / 60 Hz
Amperage / Plug Type	9.7 A / NEMA 5- 15P

# STAINLESS STEEL REACH-INS



# STAINLESS STEEL REACH-INS

Ideal for commercial kitchens, restaurants & food processing spaces

Product Code: NSR-115-H



## FEATURES

Dixell digital temperature controller & on/off switch

Heavy duty caster (with front brakes)

Self-closing doors  
with stay-open function

Adjustable wireshelves with epoxy coating

Stainless steel Interior and exterior

Refrigerator temperature range: 1 to 5°C

Freezer temperature range: -22 to -18°C



T-RACK FITS 18" X 26" PANS

Food rack insert can be used with all refrigerator and freezer sizes  
Product Code: TRACK-1418-SS



# STAINLESS STEEL REFRIGERATORS



## NSR-050-H

**Exterior Unit Dimensions**  
27.5" (w) x 32.5" (d) x 82" (h)

**Interior Dimensions**  
21.75" (w) x 27.5" (d) x 48.75" (h)

**Capacity**  
504 L & 17.79 PI. FT

**Voltage**  
115 V / 60 Hz

**Amperage / Plug Type**  
3.1 A / NEMA 5- 15P



**REVERSIBLE HINGES!**



## NSR-115-H

**Exterior Unit Dimensions**  
54.5" (w) x 32.5" (d) x 82" (h)

**Interior Dimensions**  
49.5" (w) x 27.5" (d) x 48.75" (h)

**Capacity**  
1153 L & 40.74 CU. FT

**Voltage**  
115 V / 60 Hz

**Amperage / Plug Type**  
8.6 A / NEMA 5- 15P



## NSR-182-H

**Exterior Unit Dimensions**  
82.5" (w) x 32.5" (d) x 82" (h)

**Interior Dimensions**  
77" (w) x 27.5" (d) x 48.75" (h)

**Capacity**  
1820 L & 64.8 CU. FT

**Voltage**  
115 V / 60 Hz

**Amperage / Plug Type**  
8.6 A / NEMA 5- 15P

# STAINLESS STEEL FREEZERS



## NSF-050-H

### Exterior Unit Dimensions

27.5" (w) x 32.5" (d) x 82" (h)

### Interior Dimensions

21.75" (w) x 27.5" (d) x 48.75" (h)

### Capacity

504 L & 17.79 CU. FT

### Voltage

115 V / 60 Hz

### Amperage / Plug Type

9.5 A / NEMA 5- 15P



**REVERSIBLE HINGES!**



## NSF-115-H

### Exterior Unit Dimensions

54.5" (w) x 32.5" (d) x 82" (h)

### Interior Dimensions

49.5" (w) x 27.5" (d) x 48.75" (h)

### Capacity

1153 L & 40.74 CU. FT

### Voltage

115 V / 60 Hz

### Amperage / Plug Type

14 A / NEMA 5- 15P



## NSF-182-H

### Exterior Unit Dimensions

82.5" (w) x 32.5" (d) x 82" (h)

### Interior Dimensions

77" (w) x 27.5" (d) x 48.75" (h)

### Capacity

1820 L & 64.8 CU. FT

### Voltage

115 V / 60 Hz

### Amperage / Plug Type

16 A / NEMA 5- 20P

# UNDERCOUNTERS



# UNDERCOUNTER REFRIGERATORS & FREEZERS

Ideal for commercial kitchens, restaurants & cafeterias  
Product Code: NUR-029-SS



## FEATURES

- Dixell™ digital temperature control
- Stainless steel interior and exterior
- Adjustable epoxy-coated wire shelving
- Self-closing doors with stay open feature
- Back mounted compressor
- Heavy duty casters

## OPTIONAL FEATURES



# UNDERCOUNTER REFRIGERATORS



## NUR-029-SS

Exterior Unit Dimensions 29.25" (w) x 31.5" (d) x 36" (h)

Interior Dimensions 25" (w) x 27" (d) x 25" (h)

Capacity 198 L & 6.99 CU. FT

Voltage 115 V / 60 Hz

Amperage / Plug Type 2.0 A / NEMA 5- 15P



## NUR-048-SS

Exterior Unit Dimensions 48.25" (w) x 31.5" (d) x 36" (h)

Interior Dimensions 44" (w) x 27" (d) x 25" (h)

Capacity 345.75 L & 12.21 CU. FT

Voltage 115 V / 60 Hz

Amperage / Plug Type 2.4 A / NEMA 5- 15P



## NUR-060-SS

Exterior Unit Dimensions 60.25" (w) x 31.5" (d) x 36" (h)

Interior Dimensions 57" (w) x 27" (d) x 25" (h)

Capacity 440 L & 15.53 CU. FT

Voltage 115 V / 60 Hz

Amperage / Plug Type 2.4 A / NEMA 5- 15P



## NUR-072-SS

Exterior Unit Dimensions 72.5" (w) x 31.5" (d) x 36" (h)

Interior Dimensions 68" (w) x 27" (d) x 25" (h)

Capacity 537 L & 18.96 CU. FT

Voltage 115 V / 60 Hz

Amperage / Plug Type 3.4 A / NEMA 5- 15P



OPTIONAL FEATURE



# UNDERCOUNTER FREEZERS



## NUF-029-SS

Exterior Unit Dimensions 29.25" (w) x 31.5" (d) x 36" (h)

Interior Dimensions 25" (w) x 27" (d) x 25" (h)

Capacity 198 L & 6.99 CU. FT

Voltage 115 V / 60 Hz

Amperage / Plug Type 2.3 A / NEMA 5- 15P



## NUF-048-SS

Exterior Unit Dimensions 48.25" (w) x 31.5" (d) x 36" (h)

Interior Dimensions 44" (w) x 27" (d) x 25" (h)

Capacity 345.75 L & 12.21 CU. FT

Voltage 115 V / 60 Hz

Amperage / Plug Type 8.0 A / NEMA 5- 15P



## NUF-060-SS

Exterior Unit Dimensions 60.25" (w) x 31.5" (d) x 36" (h)

Interior Dimensions 57" (w) x 27" (d) x 25" (h)

Capacity 440 L & 15.53 CU. FT

Voltage 115 V / 60 Hz

Amperage / Plug Type 8.0 A / NEMA 5- 15P



## NUF-072-SS

Exterior Unit Dimensions 72.5" (w) x 31.5" (d) x 36" (h)

Interior Dimensions 68" (w) x 27" (d) x 25" (h)

Capacity 537 L & 18.96 CU. FT

Voltage 115 V / 60 Hz

Amperage / Plug Type 12.4 A / NEMA 5- 15P



OPTIONAL FEATURE



# PREP TABLES



# REFRIGERATED SALAD & SANDWICH PREP TABLES & MEGA TOPS

Ideal for restaurants, cafeterias & food processing spaces  
 Product Code: NPT-048-SA & NPT-048-MSA



## FEATURES



Clear plastic 1/6 pans included

Rear digital controller

14.5" deep cutting board included

Temperature range: 0.5 to 5 °C

Self-closing doors at 60° with stay open feature

Stainless steel interior and exterior


Back mounted compressor

Adjustable heavy duty shelves



14.5" deep cutting board included

9" deep cutting board included



# REFRIGERATED SALAD & SANDWICH PREP TABLES



## NPT-029-SA

Exterior Unit Dimensions 29.25" (w) x 31.5" (d) x 43.75" (h)

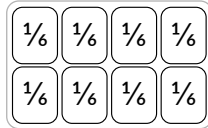
Interior Dimensions 25" (w) x 20" (d) x 23" (h)

Capacity 185.75 L & 6.56 CU. FT

Voltage 115 V / 60 Hz

Amperage / Plug Type 2.0 A / NEMA 5- 15P

Pan Capacity 1/6" x 8



## NPT-048-SA

Exterior Unit Dimensions 48.25" (w) x 31.5" (d) x 43.75" (h)

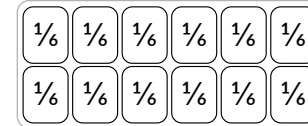
Interior Dimensions 44" (w) x 20" (d) x 23" (h)

Capacity 324.79 L & 11.47 CU. FT

Voltage 115 V / 60 Hz

Amperage / Plug Type 2.4 A / NEMA 5- 15P

Pan Capacity 1/6" x 12



## NPT-060-SA

Exterior Unit Dimensions 60.25" (w) x 31.5" (d) x 43.75" (h)

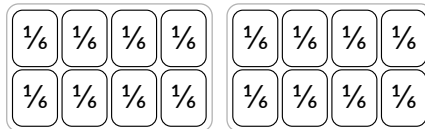
Interior Dimensions 57" (w) x 20" (d) x 23" (h)

Capacity 405.78 L & 14.33 CU. FT.

Voltage 115 V / 60 Hz

Amperage / Plug Type 2.4 A / NEMA 5- 15P

Pan Capacity 1/6" x 8 + 1/6" x 8



## NPT-072-SA

Exterior Unit Dimensions 72.5" (w) x 31.5" (d) x 43.75" (h)

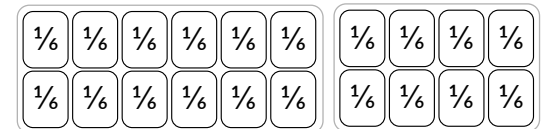
Interior Dimensions 68" (w) x 20" (d) x 23" (h)

Capacity 497.81 L & 17.58 CU. FT

Voltage 115 V / 60 Hz

Amperage / Plug Type 3.4 A / NEMA 5- 15P

Pan Capacity 1/6" x 12 + 1/6" x 8



# REFRIGERATED SALAD & SANDWICH MEGA TOP PREP TABLES



## NPT-029-MSA

Exterior Unit Dimensions 29.25" (w) x 31.5" (d) x 45.75" (h)

Interior Dimensions 25" (w) x 20" (d) x 23" (h)

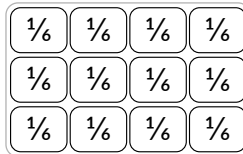
Capacity 185.75 L & 6.56 CU. FT

Voltage 115 V / 60 Hz

Amperage / Plug Type 2.0 A / NEMA 5- 15P

Pan Capacity

1/6 x 12



## NPT-048-MSA

Exterior Unit Dimensions 48.25" (w) x 31.5" (d) x 45.75" (h)

Interior Dimensions 44" (w) x 20" (d) x 23" (h)

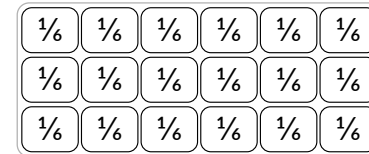
Capacity 324.79 L & 11.47 CU. FT

Voltage 115 V / 60 Hz

Amperage / Plug Type 2.4 A / NEMA 5- 15P

Pan Capacity

1/6 x 18



## NPT-060-MSA

Exterior Unit Dimensions 60.25" (w) x 31.5" (d) x 45.75" (h)

Interior Dimensions 57" (w) x 20" (d) x 23" (h)

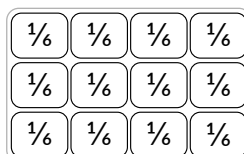
Capacity 405 L & 14.33 CU. FT

Voltage 115 V / 60 Hz

Amperage / Plug Type 2.4 A / NEMA 5- 15P

Pan Capacity

1/6 x 12



1/6 x 12



## NPT-072-MSA

Exterior Unit Dimensions 72.5" (w) x 31.5" (d) x 45.75" (h)

Interior Dimensions 68" (w) x 20" (d) x 23" (h)

Capacity 497.81 L & 17.58 CU. FT

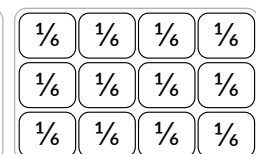
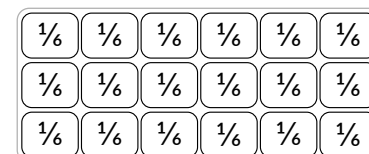
Voltage 115 V / 60 Hz

Amperage / Plug Type 3.4 A / NEMA 5- 15P

Pan Capacity

1/6 x 18

1/6 x 12



# REFRIGERATED PIZZA PREP TABLES

Ideal for restaurants, cafeterias & food processing spaces

Product Code: NPT-092-PI



## FEATURES

Front digital controller

Clear plastic 1/3 pans included

19" deep cutting board included

Higher resistance to dust, high quality condenser

Self-closing doors at 60° with stay open feature

Stainless steel interior & exterior, sealed interior floors

Adjustable heavy duty shelves


Temperature Range 0.5 to 5°C



### DOUBLE OVERSHELF WITH ADJUSTABLE MIDDLE SHELF

Double overshelf can be used with all prep tables

Product Code: TDOS-XX-SS



# REFRIGERATED PIZZA PREP TABLES



## NPT-044-PI

### Exterior Unit Dimensions

44.75" (w) x 35.5" (d) x 43.75" (h)

### Interior Dimensions

27" (w) x 25" (d) x 23" (h)

### Capacity

279.77 L & 9.88 CU. FT

### Voltage

115 V / 60 Hz

### Amperage / Plug Type

2.2 A / NEMA 5- 15P

### Pan Capacity

6 x 1/3



## NPT-070-PI

### Exterior Unit Dimensions

70" (w) x 35.5" (d) x 43.75" (h)

### Interior Dimensions

48.5" (w) x 25" (d) x 23" (h)

### Capacity

497.81 L & 17.58 CU. FT

### Voltage

115 V / 60 Hz

### Amperage / Plug Type

2.8 A / NEMA 5- 15P

### Pan Capacity

6 x 1/3 + 3 x 1/3



## NPT-092-PI

### Exterior Unit Dimensions

91.9" (w) x 35.5" (d) x 42.8" (h)

### Interior Dimensions

69.4" (w) x 31.5" (d) x 26" (h)

### Capacity

684 L & 24.15 CU. FT

### Voltage

110 V / 60 Hz

### Amperage / Plug Type

8.5 A / NEMA 5- 15P

### Pan Capacity

6 x 1/3 + 6 x 1/3



# CHEF BASES



# REFRIGERATED CHEF BASES

Ideal for commercial kitchens, restaurants & cafeterias  
Product Code: NCB-36-SS



## FEATURES

Digital temperature control and defrost frequency

Heavy duty casters (with front brakes)

Durable and high weight bearing rails for drawers

Stainless steel exterior & interior  
with rounded corners for easy cleaning

Removable drawers

Temperature range: 0.5 to 5 °C



## COUNTERTOP

Countertops can be used with chef bases

Manual Griddle:  
Product Code: BMG-XX

Grill:  
Product Code: BRB-XX





### NCB-036-SS

#### Exterior Unit Dimensions

36" (w) x 32.5" (d) x 26.5" (h)

#### Voltage

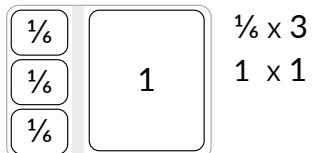
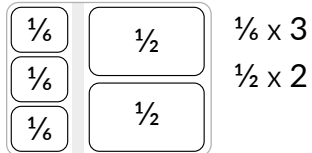
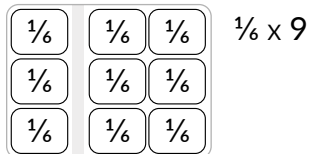
115 V / 60 Hz

#### Amperage / Plug Type

1.7 A / NEMA 5- 15P

#### Pan Capacity per Drawer (2)

\*Adjustable bar allows for various sized pans: (Pans not included)



### NCB-052-SS

#### Exterior Unit Dimensions

52.5" (w) x 32.5" (d) x 26.5" (h)

#### Voltage

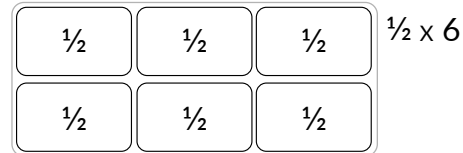
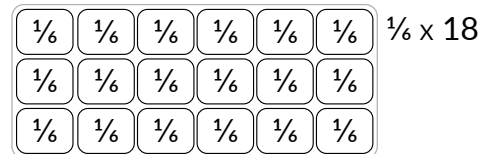
115 V / 60 Hz

#### Amperage / Plug Type

2.1 A / NEMA 5- 15P

#### Pan Capacity per Drawer (2)

\*Adjustable bar allows for various sized pans: (Pans not included)



### NCB-072-SS

#### Exterior Unit Dimensions

72" (w) x 32.25" (d) x 26.5" (h)

#### Voltage

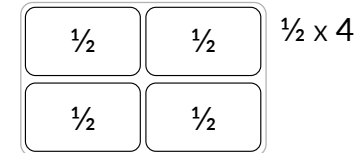

115 V / 60 Hz

#### Amperage / Plug Type

2.6 A / NEMA 5- 15P

#### Pan Capacity per Drawer (4)

\*Adjustable bar allows for various sized pans: (Pans not included)



# ICE CREAM FREEZERS



# CURVED GLASS DISPLAY ISLAND FREEZERS

Ideal for large convenience stores & supermarkets

Product Code: NIF-56-CG



## FEATURES

Aluminum interior

LED lighting

Sliding curved glass doors

Front bumper

Front temperature display & digital thermostat

Temperature range: -22 to -18°C

Our island freezer units are **30" IN DEPTH** to maximize even positioning, and can be placed as single pieces or as whole islands



## NIF-56-CG

Exterior Unit Dimensions 56.5" (w) x 30" (d) x 33" (h)

Interior Dimensions 50.25" (w) x 24" (d) x 23" (h)

Capacity 500 L & 17.66 CU. FT

Voltage 115 V / 60 Hz

Amperage / Plug Type 2.4 A / NEMA 5- 15P



## NIF-80-CG

Exterior Unit Dimensions 79.5" (w) x 30" (d) x 33" (h)

Interior Dimensions 74" (w) x 24" (d) x 23" (h)

Capacity 700 L & 24.75 CU. FT

Voltage 115 V / 60 Hz

Amperage / Plug Type 3.8 A / NEMA 5- 15P



# CURVED GLASS ICE CREAM FREEZERS

deal for restaurants convenience stores & supermarkets & cafeterias  
Product Code: NIF-24-CG



## FEATURES

Wire baskets included

Aluminum interior

Sliding curved glass doors

Side temperature display & adjustable thermostat

Temperature range: -22 to -18°C



REFLECT YOUR BRAND WITH  
CUSTOMIZABLE VINYL WRAPPING!

## NIF-24-CG

Exterior Unit Dimensions 24.25" (w) x 26.25" (d) x 33.75" (h)

Interior Dimensions 18.5" (w) x 20" (d) x 24.5" (h)

Capacity 125 L & 4.4 CU. FT

Voltage 115 V / 60 Hz

Amperage / Plug Type 1.7 A / NEMA 5- 15P



## NIF-32-CG

Exterior Unit Dimensions 31.75" (w) x 27.5" (d) x 33.75" (h)

Interior Dimensions 25.75" (w) x 21.5" (d) x 24.25" (h)

Capacity 215 L & 7.6 CU. FT

Voltage 115 V / 60 Hz

Amperage / Plug Type 1.7 A / NEMA 5- 15P



# CURVED GLASS ICE CREAM FREEZERS



## NIF-35-CG

Exterior Unit Dimensions 35" (w) x 24.5" (d) x 35.75" (h)

Interior Dimensions 29" (w) x 19" (d) x 25.5" (h)

Capacity 208 L & 7.3 CU. FT

Voltage 110 / 60 Hz

Amperage / Plug Type 2.5 A / NEMA 5- 15P



## NIF-49-CG


Exterior Unit Dimensions 49" (w) x 24.5" (d) x 35.75" (h)

Interior Dimensions 43" (w) x 19" (d) x 25.5" (h)

Capacity 326 L & 11.5 CU. FT

Voltage 110 V / 60 Hz

Amperage / Plug Type 3.5 A / NEMA 5- 15P



## NIF-55-CG

Exterior Unit Dimensions 54.5" (w) x 24.5" (d) x 35.75" (h)

Interior Dimensions 49" (w) x 19" (d) x 25.5" (h)

Capacity 366 L & 13 CU. FT

Voltage 110 V / 60 Hz

Amperage / Plug Type 3.5 A / NEMA 5- 15P



## NIF-61-CG

Exterior Unit Dimensions 61" (w) x 27.75" (d) x 32.75" (h)

Interior Dimensions 55" (w) x 21.5" (d) x 25.5" (h)

Capacity 362 L & 16.3 CU. FT

Voltage 115 V / 60 Hz

Amperage / Plug Type 2.9 A / NEMA 5- 15P



# FLAT TOP GLASS ICE CREAM FREEZERS

Ideal for restaurants ice cream shops, convenience stores, & grocery stores



## NIF-41-DC

### Exterior Unit Dimensions

40.5" (w) x 26.5" (d) x 51" (h)

### Interior Dimensions

35" (w) x 21" (d) x 25.5" (h)



## NIF-50-DC

### Exterior Unit Dimensions

50" (w) x 26.5" (d) x 51" (h)

### Interior Dimensions

44" (w) x 21" (d) x 25.5" (h)



## NIF-60-DC

### Exterior Unit Dimensions

60.5" (w) x 26.5" (d) x 51" (h)

### Interior Dimensions

54" (w) x 21" (d) x 25.5" (h)



## NIF-71-DC

### Exterior Unit Dimensions

71" (w) x 26.5" (d) x 51" (h)

### Interior Dimensions

65" (w) x 21" (d) x 25.5" (h)



## NIF-41-FG

### Exterior Unit Dimensions

40.5" (w) x 26.5" (d) x 32.75" (h)

### Interior Dimensions

35" (w) x 21" (d) x 25.5" (h)

### Capacity

280 L & 9.9 CU. FT

### Voltage

115 / 60 Hz

### Amperage / Plug Type

2.3 A / NEMA 5- 15P



## NIF-50-FG

### Exterior Unit Dimensions

50" (w) x 26.5" (d) x 32.75" (h)

### Interior Dimensions

44" (w) x 21" (d) x 25.5" (h)

### Capacity

365 L & 12.9 CU. FT

### Voltage

115 V / 60 Hz

### Amperage / Plug Type

2.3 A / NEMA 5- 15P



## NIF-60-FG

### Exterior Unit Dimensions

60.5" (w) x 26.5" (d) x 32.75" (h)

### Interior Dimensions

54" (w) x 21" (d) x 25.5" (h)

### Capacity

456 L & 16.1 CU. FT

### Voltage

115 / 60 Hz

### Amperage / Plug Type

2.9 A / NEMA 5- 15P



## NIF-71-FG

### Exterior Unit Dimensions

71" (w) x 26.5" (d) x 33" (h)

### Interior Dimensions

65" (w) x 21" (d) x 25.5" (h)

### Capacity

549 L & 19.4CU. FT

### Voltage

115 V / 60 Hz

### Amperage / Plug Type

2.9 A / NEMA 5- 15P

# BEER DISPENSERS & BACKBARS



# BEER DISPENSERS

Ideal for bar, restaurants, & cafés  
Product Code: NBD-23-SB



## FEATURES

Casters Included

---

Internal thermometer

---

Keg couplers & double beer tower

---

Digital temperature control

---

Door with lock

---

Self-closing door

---

Black-coated steel exterior

---

Temperature Range: 0 to 5°C

---

## OPTIONAL FEATURE



# BEER DISPENSERS



## NBD-23-SB

### Exterior Unit Dimensions\*

23.5" (w) x 30.75" (d) 39.75" (h)

### Interior Dimensions

19.5" (w) x 19.5" (d) x 28.5" (h)

### Capacity

184 L & 6.5 CU. FT

### Voltage

115 V / 60 Hz

### Amperage / Plug Type

1.9 A / NEMA 5- 15P

\*Height does not include 16" tap tower

Height includes casters



## NBD-69-SB

### Exterior Unit Dimensions\*

69" (w) x 27.75" (d) x 36.25" (h)

### Interior Dimensions

56.5" (w) x 22" (d) x 30.5" (h)

### Capacity

659 L & 23.3 CU. FT

### Voltage

115 V / 60 Hz

### Amperage / Plug Type

3.6 A / NEMA 5- 15P

\*Height does not include 16" tap tower

Add 5" for casters



## NBD-90-SB

### Exterior Unit Dimensions\*

90" (w) x 27.75" (d) x 35.75" (h)

### Interior Dimensions

77.75" (w) x 22" (d) x 30.5" (h)

### Capacity

916 L & 32 CU. FT

### Voltage

115 V / 60 Hz

### Amperage / Plug Type

4.7 A / NEMA 5- 15P

\*Height does not include 16" tap tower

Add 5" for casters

# NARROW REFRIGERATED BACK BARS



## NBB-48-SG-N

Exterior Unit Dimensions 48.75" (w) x 24.5" (d) x 36.25" (h)

Interior Dimensions 36.5" (w) x 18.5" (d) x 30.5" (h)

Capacity 339 L & 12 CU. FT

Voltage 115 V / 60 Hz

Amperage / Plug Type 2.9 A / NEMA 5- 15P



## NBB-48-SB-N

Exterior Unit Dimensions 48.75" (w) x 24.5" (d) x 36.25" (h)

Interior Dimensions 36.5" (w) x 18.5" (d) x 30.5" (h)

Capacity 339 L & 12 CU. FT

Voltage 115 V / 60 Hz

Amperage / Plug Type 2.9 A / NEMA 5- 15P



## NBB-72-SG-N

Exterior Unit Dimensions 72.75" (w) x 24.5" (d) x 36.5" (h)

Interior Dimensions 60" (w) x 18.75" (d) x 30" (h)

Capacity 555 L & 19.6 CU. FT

Voltage 115 V / 60 Hz

Amperage / Plug Type 4.0 A / NEMA 5- 15P



## NBB-72-SB-N

Exterior Unit Dimensions 72.75" (w) x 24.5" (d) x 36.5" (h)

Interior Dimensions 60" (w) x 18.75" (d) x 30" (h)

Capacity 555 L & 19.6 CU. FT

Voltage 115 V / 60 Hz

Amperage / Plug Type 4.0 A / NEMA 5- 15P



OPTIONAL  
FEATURE



# REFRIGERATED BACK BARS



## NBB-23-SG **CASTERS INCLUDED**

**Exterior Unit Dimensions** 23.5" (w) x 30.75" (d) x 39.75" (h)

**Interior Dimensions** 19.5" (w) x 26" (d) x 29" (h)

**Capacity** 220 L & 7.8 CU. FT

**Voltage** 115 / 60 Hz

**Amperage / Plug Type** 1.9 A / NEMA 5- 15P



## NBB-60-SG

**Exterior Unit Dimensions** 58.75" (w) x 27.75" (d) x 36.25" (h)

**Interior Dimensions** 46.25" (w) x 22.5" (d) x 30.5" (h)

**Capacity** 546 L & 19 CU. FT

**Voltage** 115 V / 60 Hz

**Amperage / Plug Type** 2.9 A / NEMA 5- 15P



## NBB-69-SG

**Exterior Unit Dimensions** 69.25" (w) x 27.75" (d) x 36.25" (h)

**Interior Dimensions** 56.5" (w) x 22.5" (d) x 30.5" (h)

**Capacity** 665 L & 23.5 CU. FT

**Voltage** 115 V / 60 Hz

**Amperage / Plug Type** 4.0 A / NEMA 5- 15P



## NBB-90-SG

**Exterior Unit Dimensions** 90.5" (w) x 27.75" (d) x 36.25" (h)

**Interior Dimensions** 77.75" (w) x 22" (d) x 30.5" (h)

**Capacity** 916 L & 32 CU. FT

**Voltage** 115 V / 60 Hz

**Amperage / Plug Type** 4.7 A / NEMA 5- 15P





### NBB-23-SB **CASTERS INCLUDED**

**Exterior Unit Dimensions** 23.5" (w) x 30.75" (d) x 39.75" (h)

**Interior Dimensions** 19.5" (w) x 26" (d) x 29" (h)

**Capacity** 220 L & 7.8 CU. FT

**Voltage** 115 / 60 Hz

**Amperage / Plug Type** 1.9 A / NEMA 5- 15P



### NBB-60-SB

**Exterior Unit Dimensions** 58.75" (w) x 27.75" (d) x 36.25" (h)

**Interior Dimensions** 46.25" (w) x 22.5" (d) x 30.5" (h)

**Capacity** 546 L & 19 CU. FT

**Voltage** 115 V / 60 Hz

**Amperage / Plug Type** 2.9 A / NEMA 5- 15P



### NBB-69-SB

**Exterior Unit Dimensions** 69.25" (w) x 27.75" (d) x 36.25" (h)

**Interior Dimensions** 56.5" (w) x 22.5" (d) x 30.5" (h)

**Capacity** 665 L & 23.5 CU. FT

**Voltage** 115 V / 60 Hz

**Amperage / Plug Type** 4.0 A / NEMA 5- 15P



### NBB-90-SB

**Exterior Unit Dimensions** 90.5" (w) x 27.75" (d) x 36.25" (h)

**Interior Dimensions** 77.75" (w) x 22" (d) x 30.5" (h)

**Capacity** 916 L & 32 CU. FT

**Voltage** 115 V / 60 Hz

**Amperage / Plug Type** 4.7 A / NEMA 5- 15P



**OPTIONAL  
FEATURE**



# DISPLAY CASES



SMRHOVÝ DOČEK  
S ČIERNOU TROJVÝROBNOU  
SMRHOVÝ DOČEK S TROJ  
LAYER OF CHOCOLATE  
49,-

TRNÁVKA SMRHOVÝ DOČEK  
S KRAJOM Z PLACHO KOKOSU  
ALMOND BAKED FRUIT CAKE  
WITH YOUNG COCONUT CREAM  
99,-

SMRHOVÝ DOČEK  
S KRAJOM Z PLACHO KOKOSU  
SMRHOVÝ DOČEK  
WITH YOUNG COCONUT CREAM  
99,-

SMRHOVÝ DOČEK  
S KRAJOM Z PLACHO KOKOSU  
SMRHOVÝ DOČEK  
WITH YOUNG COCONUT CREAM  
79,-

# UPRIGHT GLASS REFRIGERATED DISPLAY CASES

Ideal for restaurants, cafés, & bakeries



## FEATURES

LED bright cold tone lighting in each corner for superior product display

Digital controller and LED display

Black brushed stainless steel exterior

Adjustable chrome wireshelves

Front hinged glass doors

Temperature range: 2 to 12°C

## NUDC-21-SS

Exterior Unit Dimensions 20.5" (w) x 19.1" (d) x 73.2" (h)

Interior Dimensions 17" (w) x 14" (d) x 50.5" (h)

Capacity 250 L

Voltage 110 - 120 V / 60 Hz

Amperage / Plug Type 2.85 A / NEMA 5- 15P

## NUDC-26-SS

Exterior Unit Dimensions 25.5" (w) x 25.5" (d) x 73.7" (h)

Interior Dimensions 22" (w) x 20" (d) x 50.5" (h)

Capacity 400 L

Voltage 110 - 120 V / 60 Hz

Amperage / Plug Type 3.1 A / NEMA 5- 15P



# SQUARE GLASS REFRIGERATED DISPLAY CASES

Ideal for restaurants, cafés, & bakeries

Product Code: NDC-36-SG



## FEATURES

Front heated anti-fog film to remove condensation

---

Black-brushed stainless steel

---

Height & angle can be adjusted for each glass shelf

---

Bright LED lighting under each shelf for superior product display

---

Rear digital temperature controller and LED display

---

Casters

---

Temperature range: 2 to 5°C

---





### NDC-36-SG

**Exterior Unit Dimensions** 35.5" (w) x 29.25" (d) x 53.5" (h)

**Interior Dimensions** 30.5" (w) x 26.25" (d) x 31.5" (h)

**Capacity** 417 L & 14.7 CU. FT

**Voltage** 115 V / 60 Hz

**Amperage / Plug Type** 7.6 A / NEMA 5- 15P



### NDC-48-SG

**Exterior Unit Dimensions** 47.25" (w) x 29.25" (d) x 53.5" (h)

**Interior Dimensions** 42.25" (w) x 26.25" (d) x 31.5" (h)

**Capacity** 542 L & 19.1 CU. FT

**Voltage** 115 V / 60 Hz

**Amperage / Plug Type** 8.3 A / NEMA 5- 15P



### NDC-59-SG

**Exterior Unit Dimensions** 59" (w) x 29.25" (d) x 53.5" (h)

**Interior Dimensions** 54.25" (w) x 26.25" (d) x 31.5" (h)

**Capacity** 686 L & 24.2 CU. FT

**Voltage** 115 V / 60 Hz

**Amperage / Plug Type** 9.6 A / NEMA 5- 15P



### NDC-71-SG

**Exterior Unit Dimensions** 71" (w) x 29.25" (d) x 53.5" (h)

**Interior Dimensions** 65.5" (w) x 26.25" (d) x 31.5" (h)

**Capacity** 830 L & 29.3 CU. FT

**Voltage** 115 V / 60 Hz

**Amperage / Plug Type** 10.3 A / NEMA 5- 15P



# CURVED GLASS REFRIGERATED DISPLAY CASES

Ideal for restaurants, cafés, & bakeries  
Product Code: NDC-36-CG



## FEATURES

LED Lighting under each shelf for superior product display

---

Double tempered glass all around

---

Air ducts on 3 sides to remove condensation around glass

---

Rear sliding doors

---

Black-brushed stainless steel

---

2 adjustable glass shelves (angle & height)

---

Casters

---

Temperature range: 2 to 12°C

---



## NDC-36-CG

**Exterior Unit Dimensions** 37" (w) x 27" (d) x 47.75" (h)

**Interior Dimensions** 34" (w) x 23" (d) x 25.5" (h)

**Capacity** 270 L & 9.53 CU. FT

**Voltage** 120 V / 60 Hz

**Amperage / Plug Type** 4.5 A / NEMA 5- 15P



## NDC-48-CG

**Exterior Unit Dimensions** 48.75" (w) x 27" (d) x 47.5" (h)

**Interior Dimensions** 43.5" (w) x 23" (d) x 25.5" (h)

**Capacity** 370 L & 13.06 CU. FT

**Voltage** 120 V / 60 Hz

**Amperage / Plug Type** 4.5 A / NEMA 5- 15P



## NDC-60-CG

**Exterior Unit Dimensions** 60.5" (w) x 27" (d) x 47.5" (h)

**Interior Dimensions** 55.25" (w) x 23" (d) x 25.5" (h)

**Capacity** 470 L & 16.59 CU. FT

**Voltage** 120 V / 60 Hz

**Amperage / Plug Type** 4.9 A / NEMA 5- 15P



## NDC-72-CG

**Exterior Unit Dimensions** 72.5" (w) x 27" (d) x 47" (h)

**Interior Dimensions** 67" (w) x 23" (d) x 25.5" (h)

**Capacity** 570 L & 20.12 CU. FT

**Voltage** 120 V / 60 Hz

**Amperage / Plug Type** 4.9 A / NEMA 5- 15P



# REFRIGERATED GRAVITY COIL DELI CASES

Ideal for restaurants, cafés, & deli's & markets

Product Code: NDDC-48-GC



## FEATURES

LED bright cold tone lighting under each shelf for superior product display

---

Digital controller and LED display

---

Black exterior, stainless steel interior

---

Adjustable glass shelves

---

Rear sliding glass doors

---

Temperature range: 0 to 6°C (main cabinet)  
2 to 10°C (bottom cool chamber)

---



GRAVITY COIL systems boast a refrigeration coil at the top of the cabinet that allows the cool air to “drop” down over the food. These types of display cases are best for raw meat, cheese, seafood, salads, and other deli products where you don't want the drying effect of constantly circulating air.





### NDDC-48-GC

**Exterior Unit Dimensions** 48.25" (w) x 34" (d) x 55" (h)

**Interior Dimensions** 46.5" (w) x 28.75" (d) x 30" (h)

**Capacity** 638 L + 130 L & 22.5 CU. FT + 4.6 CU. FT

**Voltage** 110 - 120 V / 60 Hz

**Amperage / Plug Type** 3.9 A / NEMA 5- 15P



### NDDC-60-GC

**Exterior Unit Dimensions** 60" (w) x 33.75" (d) x 55" (h)

**Interior Dimensions** 58.25" (w) x 28.75" (d) x 30" (h)

**Capacity** 808 L + 185 L & 28.5 CU. FT + 6.5 CU. FT

**Voltage** 110 - 120 V / 60 Hz

**Amperage / Plug Type** 3.9 A / NEMA 5- 15P



### NDDC-72-GC

**Exterior Unit Dimensions** 71.75" (w) x 33.75" (d) x 55" (h)

**Interior Dimensions** 70" (w) x 28.75" (d) x 30" (h)

**Capacity** 978 L + 240 L & 34.5 CU. FT + 8.5 CU. FT

**Voltage** 110 - 120 V / 60 Hz

**Amperage / Plug Type** 3.9 A / NEMA 5- 15P



### NDDC-84-GC

**Exterior Unit Dimensions** 83.5" (w) x 33.6" (d) x 55" (h)

**Interior Dimensions** 81.75" (w) x 28.75" (d) x 30" (h)

**Capacity** 1148 L + 295 L & 40.5 CU. FT + 10.4 CU. FT

**Voltage** 110 - 120 V / 60 Hz

**Amperage / Plug Type** 3.9 A / NEMA 5- 15P



# SLIM VERTICAL OPEN MERCHANDISERS

Ideal for restaurants, cafés, convenience stores & supermarkets  
Product code: NOM-24-S



## FEATURES

Pull-down night curtain

Tempered glass

3 adjustable stainless steel shelves

Price tag channels

Stainless steel exterior & interior

Digital temperature control

Casters (with front brakes)

Cool tone LED lighting on the top of unit and under each shelf

Temperature range: 2 to 10°C

## NOM-19-S

**Exterior Unit Dimensions** 19.5" (w) x 27.25" (d) x 68.75" (h)

**Interior Dimensions** 18.25" (w) x 18.25" (d) x 42" (h)

**Capacity** 220 L & 7.8 CU. FT

**Voltage** 115 V / 60 Hz

**Amperage / Plug Type** 11.8 A / NEMA 5- 15P



## NOM-24-S

**Exterior Unit Dimensions** 23.75" (w) x 29.5" (d) x 67.5" (h)

**Interior Dimensions** 22" (w) x 18" (d) x 37.5" (h)

**Capacity** 250 L & 8.8 CU. FT

**Voltage** 115 V / 60 Hz

**Amperage / Plug Type** 11.8 A / NEMA 5- 15P



# COUNTERTOP DISPLAY



# REFRIGERATED COUNTERTOP DISPLAY CASES

Ideal for restaurants, cafés, and bakeries  
Product Code: NCD-24-CD



## FEATURES

Double pane glass on all 4 sides

---

Internal LED lighting

---

Digital temperature control  
& on/off switch at the rear

---

Adjustable angles shelving

---

Vents on 3 sides to eliminate condensation

---

Stainless steel interior

---

Automatic defrost and ventilated cooling system

---

Temperature range: 2 to 12°C

---

## NCD-24-CD

**Exterior Unit Dimensions** 24.25" (w) x 22" (d) x 34.5" (h)

**Interior Dimensions** 19.75" (w) x 10" (d) x 26" (h)

**Capacity** 146 L & 5.15 CU. FT

**Voltage** 110 - 120 V / 60 Hz

**Amperage / Plug Type** 2.1 A / NEMA 5- 15P

## NCD-32-CD

**Exterior Unit Dimensions** 31.25" (w) x 22" (d) x 34.5" (h)

**Interior Dimensions** 27" (w) x 10" (d) x 26" (h)

**Capacity** 196 L & 6.9 CU. FT

**Voltage** 110 - 120 V / 60 Hz

**Amperage / Plug Type** 2.4 A / NEMA 5- 15P



# SQUARE SELF-SERVE REFRIGERATED COUNTERTOP DISPLAY CASES



## FEATURES

Double tempered glass on all 4 sides

Internal LED lighting

Digital controller and LED display

Black and Stainless steel exterior

2 Adjustable glass shelves

Front and back self-serve sliding door

Ventilated cooling system & automatic defrost

Stabilizing feet

Temperature range: 0 to 12°C



## NCDC-36-SV

Exterior Unit Dimensions 35.5" (w) x 20.75" (d) x 37.75" (h)

Interior Dimensions 31.5" (w) x 16.25" (d) x 22" (h)

Capacity 185 L & 6.5 CU. FT

Voltage 110 - 120 V / 60 Hz

Amperage / Plug Type 2.85 A / NEMA 5- 15P

## NCDC-48-SV

Exterior Unit Dimensions 47.75" (w) x 20.75" (d) x 37.75" (h)

Interior Dimensions 43.5" (w) x 16.25" (d) x 22" (h)

Capacity 255 L & 9 CU. FT

Voltage 110 - 120 V / 60 Hz

Amperage / Plug Type 3.1 A / NEMA 5- 15P

## NCDC-60-SV

**SPECIAL ORDER ONLY!**

Exterior Unit Dimensions 59.5" (w) x 20.75" (d) x 37.75" (h)

Interior Dimensions 55.5" (w) x 16.25" (d) x 22" (h)

Capacity 325 L & 11.5 CU. FT

Voltage 110 - 120 V / 60 Hz

Amperage / Plug Type 4.0 A / NEMA 5- 15P

# SELF-SERVE COUNTERTOP DISPLAY REFRIGERATOR

Ideal for convenience stores, grocery stores, and cafés  
Product Code: NCR-24-35H



## FEATURES

Digital controller and LED display

Triple tempered glass door

LED lighting

Self-closing door with lock

Adjustable PVC shelves

Ventilated cooling system & automatic defrost

Temperature range: 1 to 6°C

## NCR-24-35H

Exterior Unit Dimensions	24.5" (w) x 24.25" (d) x 34.75" (h)
Interior Dimensions	20.25" (w) x 14.5" (d) x 28.5" (h)
Capacity	119 L & 4.2 CU. FT
Voltage	110 - 120 V / 60 Hz
Amperage / Plug Type	2.8 A / NEMA 5- 15P



REFLECT YOUR BRAND WITH  
CUSTOMIZABLE VINYL WRAPPING!



# SELF-SERVE COUNTERTOP DISPLAY REFRIGERATOR/FREEZER



## FEATURES

Manual Defrost

Tempered glass door with lock

LED interior lighting

Aluminium interior

Adjustable shelves

Refrigerator temperature range: 0 to 10°C

Freezer temperature range: -22 to -18°C

## NCR-20-H

**Exterior Unit Dimensions** 23.5" (w) x 20.5" (d) x 26.75" (h)

**Interior Dimensions** 19" (w) x 15.5" (d) x 21" (h)

**Capacity** 88 L & 3 CU. FT

**Voltage** 115 V / 60 Hz

**Amperage / Plug Type** 1.9 A / NEMA 5- 15P

## NCF-20-H

**Exterior Unit Dimensions** 23.5" (w) x 20.5" (d) x 26.75" (h)

**Interior Dimensions** 19" (w) x 15.5" (d) x 21" (h)

**Capacity** 88 L & 3 CU. FT

**Voltage** 115 V / 60 Hz

**Amperage / Plug Type** 2.6 A / NEMA 5- 15P



REFLECT YOUR BRAND WITH  
CUSTOMIZABLE VINYL WRAPPING!

# HEATED COUNTERTOP DISPLAY CASES

Ideal for restaurants, cafés, and bakeries  
Product Code: NDC-013-HT



## FEATURES

Glass top

Interior LED lighting

Adjustable shelving

Built-in water bowl

Rear sliding doors

Rear digital temperature control

Stainless steel interior and exterior

Temperature range: 30 to 90°C



## NDC-013-HT

Exterior Unit Dimensions 27" (w) x 23" (d) x 28" (h)

Interior Dimensions 26" (w) x 19" (d) 19" (h)

Capacity 130 L & 4.6 CU. FT

Voltage 115 V / 60 Hz

Amperage / Plug Type 9.9 A / NEMA 5- 15P

## NDC-016-HT

Exterior Unit Dimensions 34" (w) x 23" (d) x 28" (h)

Interior Dimensions 33" (w) x 19" (d) x 19" (h)

Capacity 160 L & 5.6 CU. FT

Voltage 115 V / 60 Hz

Amperage / Plug Type 13.1 A / NEMA 5- 15P



# SPECIALTY COUNTERTOP DISPLAYS



## FEATURES

Digital temperature control

Brilliant Interior LED lighting

Adjustable humidity control

Rotating chrome plated shelves

On/Off power switch

Temperature range: 30 to 90°C

## Heated Pizza Warmer Case

Ideal for restaurants, cafés, and pizzarias

### NDC-25-PHT

Exterior Unit Dimensions 23.5" (w) x 23.75" (d) x 27.25" (h)

Interior Dimensions 23" (w) x 23" (d) x 18.5" (h)

Capacity 158 L & 5.6 CU. FT

Voltage 115 V / 60 Hz

Amperage / Plug Type 13.1 A / NEMA 5- 15P



## FEATURES

Interior LED lighting

Front double tempered glass

Ventilated cooling system and Automatic defrost

Rear sliding door

Digital control & LED display

Temperature range: -13 to -22°C



## Countertop Gelato Display Case

Ideal for ice cream shops and supermarkets

### NCGD-46-S

Exterior Unit Dimensions 46" (w) x 33.5" (d) x 24.5" (h)

Interior Dimensions 42" (w) x 20" (d) 10" (h)

Capacity 122 L & 4.3 CU. FT

Voltage 110 - 120 V / 60 Hz

Amperage / Plug Type 9.0 A / NEMA 5- 15P

# SPECIALTY COUNTERTOP REFRIGERATED DISPLAYS



## FEATURES

Digital temperature control & LED display

Ventilated Cooling System & Auto-defrost

Door closes automatically

Double Tempered Glass

Adjustable Glass Shelves

Temperature range: 2 to 8°C

## Round Glass Countertop Display Case

Ideal for restaurants, cafés, and convenience stores

### NDC-010-RD

Exterior Unit Dimensions 19" (w) x 19" (d) 41" (h)

Interior Dimensions 13" (w) x 13" (d) x 26" (h)

Capacity 100 L & 3.5 CU. FT

Voltage 115 V / 60 Hz

Amperage / Plug Type 2.6 A / NEMA 5- 15P



## FEATURES

Interior LED lighting

Double tempered glass

Digital control & LED display

Curved self-serve door

Ventilated cooling system and Automatic defrost

Temperature range: 2 to 12°C

## Vertical Self-serve Countertop Display Case

Ideal for restaurants, cafés, and convenience stores

### NCD-19-SV

Exterior Unit Dimensions 16.75" (w) x 17" (d) 39" (h)

Interior Dimensions 15.5" (w) x 15.5" (d) x 24" (h)

Capacity 86 L & 3 CU. FT

Voltage 110 - 120 V / 60 Hz

Amperage / Plug Type 2.2 A / NEMA 5- 15P

# WARRANTY

## PARTS & LABOUR WARRANTY

NEW AIR warrants to the original purchaser of every NEW AIR unit, the cabinet and all parts thereof, to be free from defects in material or workmanship, under normal and proper use and maintenance service as specified by NEW AIR and upon proper installation and start-up in accordance with the instruction packet supplied with each NEW AIR unit.

NEW AIR obligation under this warranty is limited to a period of 1 year, 2 years or 3 years from the date of original installation or 18 months after the shipment date from NEW AIR, whichever occurs first. \*\*See product model warranty\*\*

Any parts covered under this warranty that are determined by NEW AIR to have been defective is limited to the repair or replacement, including labour charges, of defective parts or assemblies. The labour warranty shall include standard straight time labour charges only, as determined by NEW AIR. Parts deemed to be damaged due to normal wear and tear (gaskets, lights, locks, etc.) are not covered by this warranty.

## WARRANTY CLAIMS

All claims for labour or parts must be made directly through NEW AIR and must have a service call authorization number.

All claims should include: model number of the unit, the serial number of the unit, proof of purchase, date of installation, and all pertinent information supporting the existence of the alleged defect. In case of warranty compressor, the compressor tag must be returned to NEW AIR along with above listed information.

## COMPRESSOR WARRANTY

In addition to the warranties stated above, NEW AIR warrants its compressor to be free from defects in both material and workmanship under normal and proper usage and maintenance service for a period of 2, 3 or 4 additional years from the date of original purchase but not to exceed 5 years and 3 months after shipment from the manufacturer. The compressor startup kit is warranted for a period of 3 years only. \*\*See product model warranty\*\*

## WHAT IS NOT COVERED BY THIS WARRANTY

NEW AIR's sole obligation under this warranty is limited to either the repair or replacement of parts, subject to the additional limitations below. This warranty neither assumes nor authorizes any person to assume obligations other than those expressly covered by this warranty.



All of our products are Intertek ETL tested and certified.

\*New Air units are designed for commercial use

NO CONSEQUENTIAL DAMAGES. NEW AIR is not responsible for economic loss; profit loss; or special, indirect, or consequential damages, including without limitation, losses or damages arising from food or product spoilage claims whether or not account of refrigeration failure.

Warranty is not transferable. This warranty is not assignable and applies only in favour of the original purchaser/user to whom delivered.

Any travelling time, on-site waiting time, waiting time due to site access delays, holiday or overtime labour charges, are not covered by this warranty. The relocation of a unit for repair or replacement is not covered.

Improper usage: NEW AIR assumes no liability for parts or labour coverage for component failure or other damages resulting from improper usage or installation or failure to clean and/or maintain product as set forth in the warranty packet provided with the unit.

Residential installations must meet the requirements of a commercial installation (i.e. the electrical panel must be able to support these units and the ambient temperature and humidity levels must not be above what is indicated in the user manual.) NEW AIR reserves the right to void the warranty on installations that do not meet its requirements.

Alteration, neglect, abuse, misuse, accident, damage during transit or installation, fire, flood, acts of god: NEW AIR is not responsible for the repair or replacement of any parts that NEW AIR determines have been subjected after the date of manufacture to alteration, neglect, abuse, misuse, accident, damage during transit or installation, fire, flood, or act of god.

Improper electrical connections: NEW AIR is not responsible for the repair or replacement of failed or damaged components resulting from electrical power failure, the use of extension cords, low voltage, or voltage drops to the unit. This warranty applies to units sold in Canada only and all warranty coverage will be void for all units shipped outside of Canada.



# 2024 PRODUCT CATALOGUE

ELEVATE YOUR STANDARDS!



[NEWAIRREFRIGERATION.CA](https://newairrefrigeration.ca)



1 (800) 567 3620

